







# BRADY® SITE SURVEY FORM

Use this Site survey form to help you identify required signage for your office, factory or worksite. Display signs to educate employees and visitors about company procedures and safety policies, and to warn of hazards. Brady products are manufactured under the QA standard ISO 9001:2000 and where possible the relevant Australian Standard. Further information is available in Brady's unique regulations foldout – located at the front of our latest Brady catalogue. As a general rule we recommend metal signs for outdoor use and poly signs for indoors. Customers should determine the most suitable size and material for their own application. Although Brady signs comply to AS1319:1994 and NZS 5807, we recommend that you consult your industry's relevant regulating body or specific Australian Standard to ensure that your business is compliant with all areas of safety. To use this form, simply tick the corresponding box for the sign(s) you require and note the quantity needed. A space has been provided so you can make note of alternative part numbers where the suggested sign material or size is not suitable. All part numbers are sold as each's unless specified otherwise.

**To place your order fax the completed survey to your local Brady distributor. Call our Customer Service on Free Phone 1800 620 816 for details of your nearest distributor.**






Part Description (Recommendation Only - For alternative sizes and materials refer to the page specified)	Part No.	Page No.	Material	Size	List Price (EX-GST)	Tick box if Required	Qty	Comments Or Alternative Part No.
<b>General Safety - Cleaning Areas &amp; Floor Marking</b>								
Get To Know Your Safety Signs (Pk of 10 identical booklets)	842172	82	Paper Booklet		49.90	<input type="checkbox"/>	___	
Variety Pack of Safety Booklets (Pk of 12 different booklets)	843288	82	Paper Booklet		74.90	<input type="checkbox"/>	___	
First Aid for Burns	844187	85	Laminated	580 x 830	59.90	<input type="checkbox"/>	___	
First Aid for Eyes	844189	85	Laminated	580 x 830	59.90	<input type="checkbox"/>	___	
Resuscitation	844190	85	Laminated	594 x 420	52.50	<input type="checkbox"/>	___	
Electric Shock	844393	85	Laminated	594 x 420	52.50	<input type="checkbox"/>	___	
Pipe Marking Chart	844394	85	Laminated	490 x 660	44.90	<input type="checkbox"/>	___	
Soft Tissue Injury	844395	85	Laminated	594 x 420	52.50	<input type="checkbox"/>	___	
First Aid Kit Wall Mounted (Specify State Kit is required for. See page 90)	-	90			-	<input type="checkbox"/>	___	
First Aid Kit (In All Commercial Vehicles)	844437	90		242x242x67	99.00	<input type="checkbox"/>	___	
Watch Your Step Floor Stand	841988	92		670 High	52.50	<input type="checkbox"/>	___	
Do Not Enter Cleaning In Progress (Any area where cleaning is in progress)	841990	92		670 High	52.50	<input type="checkbox"/>	___	
Floor marking tape to identify mandatory condition area's (Blue)	58221	104	B-725 Vinyl	75 x 33m	52.50	<input type="checkbox"/>	___	
Floor marking tape to identify safe walking areas (Yellow)	68813	105	B-725 Vinyl	48 x 36m	65.00	<input type="checkbox"/>	___	
Floor marking tape to identify hazardous areas (Black & Yellow)	68814	105	B-725 Vinyl	48 x 36m	65.00	<input type="checkbox"/>	___	
<b>Lunch And Meals Areas</b>								
Boiling Water (Place on Hot water urns and heaters) (Pk of 5)	846814	140	SS Vinyl	125 x 90	16.90	<input type="checkbox"/>	___	
Boiling Water (Place on large commercial urns)	846069	140	SS Vinyl	250 x 180	10.90	<input type="checkbox"/>	___	
Hot Surface (Pack of 5)	848021	57	SS Vinyl	125 x 90	16.90	<input type="checkbox"/>	___	
No Smoking Smoke Free Act 2000 (NSW)	840560	163	Poly	300 x 225	17.90	<input type="checkbox"/>	___	
No Smoking	841837	132	Poly	300 x 225	17.90	<input type="checkbox"/>	___	
								
<b>Toilets And Shower Block Doors</b>								
No Smoking (Place on toilet doors) (Pack of 5)	833326	57	SS Vinyl	125 x 90	16.90	<input type="checkbox"/>	___	
No Smoking (Place at entry point)	841837	132	Poly	300 x 225	17.90	<input type="checkbox"/>	___	
Open Door With Care	836650	140	SS Vinyl	250 x 180	10.90	<input type="checkbox"/>	___	
Beware Of Opening Door	836649	139	SS Vinyl	250 x 180	10.90	<input type="checkbox"/>	___	
Watch Your Step	840826	141	Poly	300 x 225	17.90	<input type="checkbox"/>	___	
								
<b>Doors Without Windows</b>								
Beware Of Opening Door	836649	139	SS Vinyl	250 x 180	10.90	<input type="checkbox"/>	___	
Open Door With Care	836650	140	SS Vinyl	250 x 180	10.90	<input type="checkbox"/>	___	
								
<b>Doors Leading To Stairs</b>								
Open Door With Care	836650	140	SS Vinyl	250 x 180	10.90	<input type="checkbox"/>	___	
Watch Your Step	840828	141	SS Vinyl	250 x 180	10.90	<input type="checkbox"/>	___	
Beware Of Opening Door	836649	139	SS Vinyl	250 x 180	10.90	<input type="checkbox"/>	___	
								
<b>Stairs And Ladders</b>								
Authorised Personnel Only	835253	131	Poly	600 x 450	24.50	<input type="checkbox"/>	___	
Danger Keep Out Authorised Personnel Only	842254	134	Poly	600 x 450	24.50	<input type="checkbox"/>	___	
Use Hand Rail	833234	141	Poly	450 x 180	19.50	<input type="checkbox"/>	___	
Face Ladder Climb Slowly	840860	139	Metal	450 x 300	21.90	<input type="checkbox"/>	___	
								

Part Description (Recommendation Only - For alternative sizes and materials refer to the page specified)	Part No.	Page No.	Material	Size	List Price (EX-GST)	Tick box if Required	Qty	Comments Or Alternative Part No.
<b>Workshop And Plant Rooms/Machines (lathes,bench/pedestal grinders, drill press, milling machines etc.)</b>								
Keep Hands Clear (Pack of 5)	840478	57	SS Vinyl	125 x 90	16.90	<input type="checkbox"/>	---	
Sharp Edges - Watch Your Fingers	840377	139	Poly	600 x 450	24.50	<input type="checkbox"/>	---	
Do Not Operate While Wearing Gloves Or Loose Clothing	840407	131	Poly	450 x 180	19.50	<input type="checkbox"/>	---	
Do Not Drink	841143	133	Poly	300 x 225	17.90	<input type="checkbox"/>	---	
Emergency Stop	843623	144	Poly	300 x 225	17.90	<input type="checkbox"/>	---	
Emergency Stop (Smaller labels Pack of 5)	848100	144	SS	90 x 125	16.90	<input type="checkbox"/>	---	
Do Not Watch Welding Arc	835369	139	Poly	600 x 450	24.50	<input type="checkbox"/>	---	
Low Head Room	841393	140	Poly	300 x 225	17.90	<input type="checkbox"/>	---	
How To Lift	835677	159	Poly	600 x 450	24.50	<input type="checkbox"/>	---	
Danger Compressed Air	835138	40	Poly	600 x 450	24.50	<input type="checkbox"/>	---	
Danger Pinch Point	840504	137	Poly	600 x 450	24.50	<input type="checkbox"/>	---	
Danger 415V (Switchboards enclosures, control & junction boxes) (Pack of 5)	833342	56	SS Vinyl	125 x 90	16.90	<input type="checkbox"/>	---	
<b>Workshop And Plant Room Entry Points</b>								
All Visitors Report To Office	840015	148	Metal	450 x 180	19.80	<input type="checkbox"/>	---	
No Entry / Authorised only (with picto)	834010	131	Metal	600 x 450	26.50	<input type="checkbox"/>	---	
Office	841559	152	Poly	450 x 180	19.50	<input type="checkbox"/>	---	
No Smoking	832312	132	Metal	600 x 450	26.50	<input type="checkbox"/>	---	
Danger Compressed Air	835138	40	Poly	600 x 450	24.50	<input type="checkbox"/>	---	
Floor marking tape to identify safe walking area from door to office (Yellow)	68813	105	B-725 Vinyl	48 x 36m	65.00	<input type="checkbox"/>	---	
Electric Arc Welding In Progress	841381	139	Poly	600 x 450	24.50	<input type="checkbox"/>	---	
This Protective Equipment Must Be Worn Beyond This Point (With appropriate PPE discs)	832109	130	Metal	900 x 600	59.90	<input type="checkbox"/>	---	
Foot Protection	833187	130	SS Vinyl	200 Dia	8.40	<input type="checkbox"/>	---	
Hearing & Eye Protection	833008	130	SS Vinyl	200 Dia	8.40	<input type="checkbox"/>	---	
Protective Clothing	834591	130	SS Vinyl	200 Dia	8.40	<input type="checkbox"/>	---	
Danger Open Pit	832421	134	Metal	600 x 450	26.50	<input type="checkbox"/>	---	
Spill Control Station	841316	144	Poly	600 x 450	24.50	<input type="checkbox"/>	---	
<b>Computer Controlled Equipment</b>								
Danger Equipment Starts Automatically (Pack of 5)	838810	57	SS Vinyl	125 x 90	16.90	<input type="checkbox"/>	---	
Danger Equipment Starts Automatically	840458	137	Poly	600 x 450	24.50	<input type="checkbox"/>	---	
Danger Pinch Point (Pack of 5)	833294	57	SS Vinyl	125 x 90	16.90	<input type="checkbox"/>	---	
Danger Keep Hands Clear (Pack of 5)	838812	57	SS Vinyl	125 x 90	16.90	<input type="checkbox"/>	---	
Guards Must Be Used	841110	129	Poly	300 x 225	17.90	<input type="checkbox"/>	---	
Danger Automatically Controlled May Start At Any Time (Pack of 5)	840437	57	SS Vinyl	125 x 90	16.90	<input type="checkbox"/>	---	
Danger Automatically Controlled May Start At Any Time	840432	137	Poly	600 x 450	24.50	<input type="checkbox"/>	---	
<b>Hot Work And/Or Hot Surfaces</b>								
Danger Hot	840445	137	Metal	600 x 450	26.50	<input type="checkbox"/>	---	
Hot Surface (Pack of 5)	833286	57	SS Vinyl	125 x 90	16.90	<input type="checkbox"/>	---	
HOT (Pack of 5)	848021	57	SS Vinyl	90 x 125	16.90	<input type="checkbox"/>	---	
<b>High Voltage Areas/Substations †</b>								
Danger High Voltage (This is the recommended sign for entry gates) *	832424	135	Metal	600 x 450	26.50	<input type="checkbox"/>	---	
Authorised Personnel Only	834733	131	Metal	600 x 450	26.50	<input type="checkbox"/>	---	
Danger High Voltage Keep Out	848093	New	Metal	600 x 450	26.50	<input type="checkbox"/>	---	
High Voltage Risk Of Electrocution Keep Out... etc.	848089	New	Metal	600 x 450	26.50	<input type="checkbox"/>	---	
Don't Touch Electrocution Hazard Picto (use in conjunction with 848093)	847354	135	Metal	450 x 450	25.50	<input type="checkbox"/>	---	
Danger Live Wires	835791	153	Poly	600 x 450	24.50	<input type="checkbox"/>	---	
Danger High Voltage Authorised Personnel Only	840879	153	Poly	600 x 450	24.50	<input type="checkbox"/>	---	
Danger 415 Volt (Switchboards & Control Boxes & Outlets) (Pack of 5)	833342	57	SS Vinyl	125 x 90	16.90	<input type="checkbox"/>	---	
Danger 240 Volt (Switchboards & Control Boxes & Outlets) (Pack of 5)	833343	57	SS Vinyl	125 x 90	16.90	<input type="checkbox"/>	---	
Danger High Voltage Overhead	835789	135	Poly	600 x 450	24.50	<input type="checkbox"/>	---	
<b>Boiler Rooms</b>								
Danger Live Steam	841278	137	Poly	450 x 300	20.50	<input type="checkbox"/>	---	
Low Head Room	841393	140	Poly	300 x 225	17.90	<input type="checkbox"/>	---	
No Entry / Authorised only (with picto)	834010	131	Metal	600 x 450	26.50	<input type="checkbox"/>	---	

† Please Note: to comply with the AS/NZS 3000:2000 Electrical Installation (Wiring Rules), purchase signs in 300x450 or larger to ensure the correct character height of text.

Part Description (Recommendation Only - For alternative sizes and materials refer to the page specified)	Part No.	Page No.	Material	Size	List Price (EX-GST)	Tick box if Required	Qty	Comments Or Alternative Part No.
<b>Manual Handling Areas</b>								
Watch Your Step (Where trip hazards may be present)	840826	141	Poly	300 x 225	17.90	<input type="checkbox"/>	___	
Avoid Injury - Use Mechanical Means	842229	159	Poly	600 x 450	24.50	<input type="checkbox"/>	___	
Avoid Injury - Carrying	842230	159	Poly	600 x 450	24.50	<input type="checkbox"/>	___	
Avoid Injury - Lifting	842231	159	Poly	600 x 450	24.50	<input type="checkbox"/>	___	
Avoid Injury - Climbing	842232	159	Poly	600 x 450	24.50	<input type="checkbox"/>	___	
Avoid Injury - Jumping	842234	159	Poly	600 x 450	24.50	<input type="checkbox"/>	___	
Avoid Injury - Choose a comfortable working position	842235	159	Poly	600 x 450	24.50	<input type="checkbox"/>	___	
Avoid Injury - Twisting	842236	159	Poly	600 x 450	24.50	<input type="checkbox"/>	___	
How To Lift	835677	159	Poly	600 x 450	24.50	<input type="checkbox"/>	___	
Avoid Injury - Reaching	842233	159	Poly	600 x 450	24.50	<input type="checkbox"/>	___	
<b>Loading Docks Load Ramps And Sale Yard Stock Ramps</b>								
Do Not Climb on Or Jump Off Dock	835738	169	Poly	600 x 450	24.50	<input type="checkbox"/>	___	
This Gate Must Remain Closed When Not In Use	846131	150	Metal	600 x 450	26.50	<input type="checkbox"/>	___	
No Deliveries (Specify custom hours of operation)	847187	169	Metal	600 x 450	39.90	<input type="checkbox"/>	___	
Receiving Mon-Fri (Specify custom hours of operation)	847188	169	Metal	600 x 450	39.90	<input type="checkbox"/>	___	
Shipping & Receiving Mon-Fri (Specify custom hours of operation)	847189	169	Metal	600 x 450	39.90	<input type="checkbox"/>	___	
Maximum Allowable Shelf Load	835918	169	Poly	600 x 450	24.50	<input type="checkbox"/>	___	
Maximum Allowable Mezzanine Load	835914	169	Poly	600 x 450	24.50	<input type="checkbox"/>	___	
<b>Forklift Operating Areas</b>								
Watch Out Forklift Operating Area	841744	157	Poly	600 x 450	51.50	<input type="checkbox"/>	___	
Watch Out For Pedestrians	844439	141	Poly	600 x 450	24.50	<input type="checkbox"/>	___	
Forklifts Keep to Walking Pace Watch Out For Pedestrians	847431	157	Poly	600 x 450	24.50	<input type="checkbox"/>	___	
Do Not Travel With Raised Loads	843500	157	Poly	600 x 450	24.50	<input type="checkbox"/>	___	
10 KLM (Use Class 2 REF if night time Operation)	833941	122	C2 Ref.Alum	600 x 450	87.50	<input type="checkbox"/>	___	
10 KLM	833969	122	Metal	600 x 450	26.50	<input type="checkbox"/>	___	
5 KLM (Use Class 2 REF if night time Operation)	843210	122	C2 Ref.Alum	600 x 450	87.50	<input type="checkbox"/>	___	
5 KLM	843212	122	Metal	600 x 450	26.50	<input type="checkbox"/>	___	
No Riders	835920	169	Poly	600 x 450	24.50	<input type="checkbox"/>	___	
Blind Intersection Sound Horn	843527	157	Metal	450 x 300	21.90	<input type="checkbox"/>	___	
Pedestrians Keep To Marked Walkway	847426	157	Poly	600 x 450	24.50	<input type="checkbox"/>	___	
<b>Yard Entry To Industrial Plants/Worksites</b>								
No Entry	841850	122	Metal	600 x 450	26.50	<input type="checkbox"/>	___	
NO Exit	841852	122	Metal	600 x 450	26.50	<input type="checkbox"/>	___	
NO Exit (Use Class 2 REF if night time Operation)	841853	122	C2 Ref.Alum	600 x 450	87.50	<input type="checkbox"/>	___	
Exit Only	841872	122	Metal	600 x 450	26.50	<input type="checkbox"/>	___	
Exit Only (Use Class 2 REF if night time Operation)	841873	122	Metal	600 x 450	26.50	<input type="checkbox"/>	___	
No Entry (Use Class 2 REF if night time Operation)	833948	122	C2 Ref.Alum	450 x 450	87.50	<input type="checkbox"/>	___	
Enter Only	841870	122	Metal	600 x 450	26.50	<input type="checkbox"/>	___	
Enter Only (Use Class 2 REF if night time Operation)	841871	122	C2 Ref.Alum	600 x 450	87.50	<input type="checkbox"/>	___	
No Alcohol Permitted On Site	832437	131	Metal	600 x 450	26.50	<input type="checkbox"/>	___	
<b>Parking Areas</b>								
Visitor Parking (Reflective) ←	832760	121	C2 Ref.Alum	450 x 300	54.90	<input type="checkbox"/>	___	
Visitor Parking ←	832761	121	Metal	450 x 300	21.90	<input type="checkbox"/>	___	
Visitor Parking (Reflective) →	832769	121	C2 Ref.Alum	450 x 300	54.90	<input type="checkbox"/>	___	
Visitor Parking →	832770	121	Metal	450 x 300	21.90	<input type="checkbox"/>	___	
Visitor Parking (Reflective)	832771	121	C2 Ref.Alum	450 x 300	54.90	<input type="checkbox"/>	___	
Visitor Parking	832772	121	Metal	450 x 300	21.90	<input type="checkbox"/>	___	
<b>Building Sites</b>								
Site Office	840019	151	Metal	600 x 450	26.50	<input type="checkbox"/>	___	
All Visitors Must Report To Site Office	842144	151	Metal	600 x 450	26.50	<input type="checkbox"/>	___	
Visitors Parking	833986	151	Metal	450 x 300	21.90	<input type="checkbox"/>	___	
Lunch Room	839160	151	Poly	450 x 300	20.50	<input type="checkbox"/>	___	
Watch Out For Pedestrians (2 REF if night time Operation)	844440	141	Metal	600 x 450	26.50	<input type="checkbox"/>	___	
This Protective Equipment Must Be Worn On This Site	846122	130	Flute	900 x 600	29.90	<input type="checkbox"/>	___	
Empty Cylinders	835121	151	Poly	450 x 300	20.50	<input type="checkbox"/>	___	
Full Cylinders	835120	151	Poly	450 x 300	20.50	<input type="checkbox"/>	___	
(Warning) Overhead Crane	832093	140	Metal	600 x 450	26.50	<input type="checkbox"/>	___	
Danger High Voltage Overhead	835789	153	Poly	600 x 450	24.50	<input type="checkbox"/>	___	
Danger Compressed Air	835138	40	Poly	600 x 450	24.50	<input type="checkbox"/>	___	
Sign Stand	842250	94	Zinc Plated	600 x 450	69.90	<input type="checkbox"/>	___	
Danger Workers Above	835818	150	Poly	600 x 450	24.50	<input type="checkbox"/>	___	

Part Description (Recommendation Only - For alternative sizes and materials refer to the page specified)	Part No.	Page No.	Material	Size	List Price (EX-GST)	Tick box if Required	Qty	Comments Or Alternative Part No.
<b>Building Sites Continued</b>								
Danger Workers Below	835820	150	Poly	600 x 450	24.50	<input type="checkbox"/>	—	
Danger Construction Site Keep Out Authorised Personnel Only	832438	134	Metal	600 x 450	26.50	<input type="checkbox"/>	—	
Authorised Personnel Only	835253	131	Poly	600 x 450	24.50	<input type="checkbox"/>	—	
All Electrical Leads & Power Tools Must Be Checked & Tagged Before Being Used On site	832430	151	Metal	600 x 450	26.50	<input type="checkbox"/>	—	
Danger Keep All Leads 2.5m Above Floor or Ground Level	840106	134	Metal	600 x 450	26.50	<input type="checkbox"/>	—	
Danger Open Hole	847795	160	C2 Ref.Metal	600 x 450	64.90	<input type="checkbox"/>	—	
Danger High Voltage Overhead	840875	135	Metal	600 x 450	26.50	<input type="checkbox"/>	—	
Danger Underground Cables	840891	135	Metal	600 x 450	26.50	<input type="checkbox"/>	—	
Danger Confined Space	841773	135	Metal	600 x 450	24.50	<input type="checkbox"/>	—	
Danger Deep Excavation	832446	134	Metal	600 x 450	26.50	<input type="checkbox"/>	—	
Danger Look Out For Moving Vehicles	832576	134	Metal	600 x 450	26.50	<input type="checkbox"/>	—	
Do Not Drink	841143	133	Poly	300 x 225	17.90	<input type="checkbox"/>	—	
No Riders	835920	169	Poly	600 x 450	24.50	<input type="checkbox"/>	—	
Do Not Travel With Raised Loads	843500	157	Poly	600 x 450	24.50	<input type="checkbox"/>	—	
Blind Intersection Sound Horn	843527	157	Metal	450 x 300	21.90	<input type="checkbox"/>	—	
Low Head Room	841393	140	Poly	300 x 225	17.90	<input type="checkbox"/>	—	
<b>Confined Spaces</b>								
Danger Confined Space	841773	41	Metal	600 x 450	26.50	<input type="checkbox"/>	—	
No Entry Without A Confined Space Permit	835225	41	Poly	600 x 450	24.50	<input type="checkbox"/>	—	
<b>Hazchem Sites/Dangerous Goods</b>								
Hazchem (On Vehicle Entry Points To Site)	832041	38	Metal	600 x 125	21.90	<input type="checkbox"/>	—	
MSDS Located Here	841311	144	Poly	600 x 450	24.50	<input type="checkbox"/>	—	
MSDS Folder	58678	39	Binder	3 Ring	29.90	<input type="checkbox"/>	—	
Manifest Cabinet (where required)	845557	41	Steel	500x400x130	485.00	<input type="checkbox"/>	—	
Chemical Handling Information Booklets (Pack of 10)	842179	82	Paper Booklet		49.90	<input type="checkbox"/>	—	
No Entry / Authorised only	834010	131	Metal	600 x 450	26.50	<input type="checkbox"/>	—	
No food or drink in this Area	835209	133	Poly	450 x 300	20.50	<input type="checkbox"/>	—	
Combustible Liquid	845851	38	Metal	1500 x 150	54.90	<input type="checkbox"/>	—	
Hazchem	832041	38	Metal	600 x 300	24.90	<input type="checkbox"/>	—	
<b>Flammable Liquid Storage Areas</b>								
Danger No Smoking Flammable Liquids Keep Fire Away	842710	164	Poly	600 x 450	24.50	<input type="checkbox"/>	—	
Do not use Mobile Phones	835224	132	Poly	450 x 300	20.50	<input type="checkbox"/>	—	
Flammable Liquid 3 Diamond	842807	37	Poly	250 Sq	16.90	<input type="checkbox"/>	—	
Toxic & or Flammable vapors may be present (Entrances and/or Approaches)	845875	141	Poly	450 x 300	20.50	<input type="checkbox"/>	—	
<b>LPG Storage Areas</b>								
Danger No Smoking Flammable Gases Keep Fire Away	840540	138	Poly	600 x 450	24.50	<input type="checkbox"/>	—	
Do not use Mobile Phones	835224	132	Poly	450 x 300	20.50	<input type="checkbox"/>	—	
Flammable Gas 2 Diamond	842803	37	Poly	250 Sq	16.90	<input type="checkbox"/>	—	
Cylinders Must Be Chained	835046	159	Poly	600 x 450	24.50	<input type="checkbox"/>	—	
<b>Combustible Liquids Storage Areas</b>								
Danger No Smoking Flammable Gases Keep Fire Away	840540	138	Poly	600 x 450	24.50	<input type="checkbox"/>	—	
Danger No Smoking Combustible Liquids Keep Fire Away	841169	138	Poly	600 x 450	24.50	<input type="checkbox"/>	—	
<b>Oxygen Storage Areas</b>								
Oxidizing Gas 2 Diamond	842805	37	Poly	250 Sq	16.90	<input type="checkbox"/>	—	
Cylinders Must Be Chained	835046	159	Poly	600 x 450	24.50	<input type="checkbox"/>	—	
<b>Agroshield/Argon Storage Areas</b>								
Non Flammable Non Toxic Gas 2 Diamond	842804	37	Poly	250 Sq	16.90	<input type="checkbox"/>	—	
Cylinders Must Be Chained	835046	159	Poly	600 x 450	24.50	<input type="checkbox"/>	—	

Part Description (Recommendation Only - For alternative sizes and materials refer to the page specified)	Part No.	Page No.	Material	Size	List Price (EX-GST)	Tick box if Required	Qty	Comments Or Alternative Part No.
<b>Acetylene Storage Areas</b>								
Cylinders Must Be Chained	835046	159	Poly	600 x 450	24.50	<input type="checkbox"/>	---	
Flammable Gas 2 Diamond	842803	37	Poly	250 Sq	16.90	<input type="checkbox"/>	---	
								
<b>Battery Charging Areas</b>								
Danger Battery Charging / Charge must be shut off before etc. (Dual Sign)	842858	138	Poly	600 x 450	24.50	<input type="checkbox"/>	---	
Danger Battery Charging / No Smoking or Naked Flames (Dual Sign)	842865	138	Poly	600 x 450	24.50	<input type="checkbox"/>	---	
Corrosive 8 Diamond	842819	37	Poly	250 Sq	16.90	<input type="checkbox"/>	---	
Battery Safety Do's And Don'ts	846390	157	Metal	720 x 450	29.90	<input type="checkbox"/>	---	
								
<b>Compressed Air Areas - (where compressed air is used as a hand blower)</b>								
Danger Compressed Air (Every Outlet) (Pack of 5)	842508	57	SS Vinyl	125 x 90	16.90	<input type="checkbox"/>	---	
Compressed Air Pipe Marking (Pack of 10)	877277	26	SS Vinyl	31 x 475	24.90	<input type="checkbox"/>	---	
Danger Compressed Air Serious Injury Or Death	835138	40	Poly	600 x 450	24.50	<input type="checkbox"/>	---	
								
<b>Emergency Information</b>								
MSDS located Here	841311	144	Poly	600 x 450	24.50	<input type="checkbox"/>	---	
Spill Control Station	841316	144	Poly	600 x 450	24.50	<input type="checkbox"/>	---	
Emergency Stretcher	841536	144	Metal	450 x 300	21.90	<input type="checkbox"/>	---	
Emergency Assembly Point	832491	145	Metal	600 x 450	26.50	<input type="checkbox"/>	---	
Exit - New BradyGlo non-electric	90887	146	Wall Mount	205 x 390	215.00	<input type="checkbox"/>	---	
Exit Light Single Sided - Electric	842466	147	Wall Mount	218x374x72	239.00	<input type="checkbox"/>	---	
Emergency Eye Wash	832190	144	Metal	600 x 450	26.50	<input type="checkbox"/>	---	
Emergency Eye & Shower Wash	832379	144	Metal	600 x 450	26.50	<input type="checkbox"/>	---	
Emergency Telephone	832381	144	Metal	450 x 300	21.90	<input type="checkbox"/>	---	
Emergency Shower	835325	144	Poly	450 x 300	20.50	<input type="checkbox"/>	---	
								
<b>Fire Fighting Equipment</b>								
Notice Of Offences Regulations Relating To Fire Exits	832887	143	Poly	250 x 180	10.90	<input type="checkbox"/>	---	
Fire Alarm	834061	143	Metal	600 x 450	26.50	<input type="checkbox"/>	---	
Fire Blanket	835971	143	Metal	450 x 300	21.90	<input type="checkbox"/>	---	
Fire Fighting Water Pipe Marking (Pack of 10)	860056	26	SS Vinyl	31 x 475	24.90	<input type="checkbox"/>	---	
Fire Fighting Water Pipe Marking (Pack of 10)	890455	26	SS Vinyl	57 x 475	30.90	<input type="checkbox"/>	---	
Fire Hydrant & Hose Reel	835972	142	Metal	600 x 450	26.50	<input type="checkbox"/>	---	
Fire Hose Reel	834067	143	Metal	600 x 450	26.50	<input type="checkbox"/>	---	
								
<b>First Aid Areas</b>								
First Aid (Outside First Aid room)	832185	144	Poly	600 x 450	24.50	<input type="checkbox"/>	---	
First Aid (On Commercial Vehicles) (Pack of 5)	840046	57	SS Vinyl	125 x 90	16.90	<input type="checkbox"/>	---	
First Aid Station (Above First aid Station)	840000	144	Poly	600 x 450	24.50	<input type="checkbox"/>	---	
