



SITE SURVEY FORM

Use this Site Survey form to help you identify required signs for your office, factory or worksite. Display signs to educate employees and visitors about company procedures and safety policies, and to warn of hazards. Brady products are manufactured under the QA Standard ISO 9001:2000 and where possible the relevant Australian Standard. Customers should determine the most suitable size and material for their own application. Although Brady signs comply to AS1319 and NZS 5807, we recommend that you consult your industry's relevant regulating body or specific Australian Standard to ensure that your business is compliant with all areas of safety.

To use this form, simply fill in the sign(s) you require and note the part no. and quantity required. A space has been provided so you can make note of your sign placement area. For material and viewing distance guides refer to pages 8-10. All part numbers are sold as each's unless specified otherwise. To place your order fax the completed survey to your local Brady distributor or call our Customer Service Team on 1800 620 816 for details of your nearest distributor.












SITE SURVEY FORM

Description	Size	Material	Part No.	Qty	Comments
General Safety - Cleaning Areas & Floor Making Signage & Equipment					
First Aid for Burns					
First Aid for Eyes					
Resuscitation					
Electric Shock					
Pipe Marking Chart					
Soft Tissue Injury					
Watch Your Step Floor Stand					
Do Not Enter Cleaning In Progress (Any area where cleaning is in progress)					
Floor marking tape to identify mandatory condition area's (Blue)					
Forklift Operating Areas Signage					
Watch Out Forklift Operating Area					
Watch Out For Pedestrians					
Forklifts Keep to Walking Pace Watch Out For Pedestrians					
10 KM (Use Class 2 REF if night time Operation)					
5 KM (Use Class 2 REF if night time Operation)					
No Riders					
Blind Intersection Sound Horn					
Pedestrians Keep To Marked Walkway					
Manual Handling Areas Signage					
Watch Your Step (Where trip hazards may be present)					
Avoid Injury - Use Mechanical Means					
Avoid Injury - Carrying					
Avoid Injury - Lifting					
Avoid Injury - Climbing					
Avoid Injury - Jumping					
Avoid Injury - Choose a comfortable working position					
Avoid Injury - Twisting					
How To Lift					
Avoid Injury - Reaching					
Workshop and Plant Room Entry Points Signage					
All Visitors Report To Office					
No Entry / Authorised Personnel only					
Office					
No Smoking					
Danger Compressed Air					
Electric Arc Welding In Progress					
This Protective Equipment Must Be Worn Beyond This Point					
Foot Protection					
Protective Clothing					
Hearing & Eye Protection					
Cylinders Must Be Chained					
Danger Open Pit					
Spill Control Station					





SITE SURVEY FORM

Description	Size	Material	Part No.	Qty	Comments
Fire Fighting Equipment Signage & Equipment					
Notice Of Offences Regulations Relating To Fire Exits					
Fire Alarm					
Fire Blanket					
Fire Fighting Water Pipe Marking					
Fire Hydrant & Hose Reel					
Fire Hose Reel					
Fire Extinguisher					
Fire Markers & Discs					
BradyGlo™ Floor Marking Tape					
					
Emergency Information / Response Signage & Equipment					
MSDS Located Here					
Spill Control Station					
Spill Kaddie - General Maintenance					
Spill Kaddie - Oil Only					
Spill Kaddie - Chemical					
Emergency Stretcher					
Emergency Assembly Point					
Exit - BradyGlo™ (non-electric)					
Exit Light Single Sided (electric)					
Emergency Eye Wash					
Emergency Eye & Shower Wash					
Eye Shower Crash Pack					
Crash Pack Wall Plate					
Emergency Telephone					
Emergency Shower					
Evacuation Procedure					
					
					
					
First Aid Areas Signage & Equipment					
First Aid					
First Aid Station					
National First Aid Kit Wallmount					
National First Aid Kit Portable 1-25					
National First Aid Kit Softpack 1-25					
					
					
Confined Space Signage					
Danger - Lock Valves Before Entering Tanks					
Danger - Worker In Confined Space					
Danger Confined Space					
No Entry Without A Confined Space Permit					
					
Hazchem Dangerous Goods Signage & Equipment					
Hazchem (On Vehicle Entry Points To Site)					
MSDS Located Here					
MSDS Folder					
Manifest Cabinet					
No Food Or Drink In This Area					
Combustible Liquid					
					
					
Flammable Liquid Storage Areas Signage					
Danger No Smoking Flammable Liquids Keep Fire Away					
Do Not Use Mobile Phones					
Flammable Liquid 3 Diamond					
Toxic &/or Flammable Vapors May Be Present					
Visitors Parking					
Lunch Room					
Watch Out For Pedestrians (C2 REF if night time Operation)					
This Protective Equipment Must Be Warn On This Site					
Empty Cylinders					
					
					

SITE SURVEY FORM



SITE SURVEY FORM

Description	Size	Material	Part No.	Qty	Comments
Workshop And Plant Rooms/Machines (lathes, bench/pedestal grinders, drill press, milling machines etc.)					
Signage & Equipment					
Keep Hands Clear					
Sharp Edges - Watch Your Fingers					
Do Not Operate While Wearing Gloves Or Loose Clothing					
Do Not Drink					
Emergency Stop					
Do Not Watch Welding Arc					
Low Head Room					
How To Lift					
Danger Compressed Air					
Danger Pinch Point					
Danger 415V (Switchboards enclosures, control & junction boxes)					
Sorbent Centre Empty					
Dowel Rod					
Multi-Purpose Absorbent					
Spill Control Soc General Maintenance					
Spill Control Pillows General Maintenance					
High Voltage Areas/Substations † Signage					
Danger High Voltage					
Authorised Personnel Only					
Danger High Voltage Keep Out					
High Voltage Risk Of Electrocution Keep Out... etc.					
Don't Touch Electrocution Hazard Picto					
Danger Live Wires					
Danger High Voltage Authorised Personnel Only					
Danger 415 Volt					
Danger 240 Volt					
Danger High Voltage Overhead					
Building Site Signage					
Site Office					
All Visitors Must Report To Site Office					
Visitors Parking					
Lunch Room					
Watch Out For Pedestrians (C2 REF if night time Operation)					
This Protective Equipment Must Be Worn On This Site					
Empty Cylinders					
Full Cylinders					
(Warning) Overhead Crane					
Danger High Voltage Overhead					
Danger Compressed Air					
Sign Stand					
Danger Workers Above					
Danger Workers Below					
Danger Construction Site Keep Out Authorised Personnel Only					
Authorised Personnel Only					
All Electrical Leads & Power Tools Must Be Checked & Tagged Before ...					
Danger Keep All Leads 2.5m Above Floor or Ground Level					
Danger Open Hole					
Danger High Voltage Overhead					
Danger Underground Cables					
Danger Confined Space					
Danger Deep Excavation					
Danger Look Out For Moving Vehicles					
Do Not Drink					
No Riders					
Do Not Travel With Raised Loads					
Blind Intersection Sound Horn					
Low Head Room					

† Note: To comply with the AS/NZS 3000:2000 Electrical Installation (Wiring Rules), purchase signs in 300x450 or larger to ensure the correct character height of text.